

**Bowl Processing / Cutting TW31**

**Finger Bits TW311**

Items	Type (类型)	Specification (尺寸) RPM(转速)	Connection	RPM(转速)
TW3111	Round	φ23×H40/H45/H50	G1/2	4400-4800
TW3112A	Extreme Twister	φ23×H40/H45/H50	G1/2	5500-6200
TW3112B	Twister	φ23×H40/H45/H50	G1/2	5200-5800
TW3112C	Twister	φ23×H40/H45/H50	5/8"-11	/
TW3112D	Twister	φ23×H40/H45/H50	Shank	/
TW3113A	Straighter	φ23×H40/H45/H50	G1/2	3400-4000
TW3113B	Straighter	φ23×H40/H60	G1/2	/
TW3114	Twister	φ23×H40	G1/2	5200-5800
TW3115	Electroplate	φ16/20/25×H30/40/50/80/100	G1/2	5500-6200
TW3116	Brazing	φ16/20/25×H30/40/50/80/100	G1/2	5500-6200
TW3117A	Twister	φ23×H15×L50/L85/L105	G1/2, M14, 5/8"-11	/
TW3117B	Twister	φ23×H15/H40×L85/L105/L125	G1/2, M14, 5/8"-11	/
<b>Feature</b>	Faster Speed & Lasting Longer; Clean Finish; Less Noise & Low Ampere			
<b>Application</b>	Granite, Marble, Sandstone, Limestone, Engineered Stone			

TW3111



TW3112A



TW3112B



TW3112C



TW3112D



TW3113A



TW3113B



TW3114



TW3115



TW3116



TW3117A



TW3117B



φ23×H40×L125



φ23×H15×L85

**Easy Bit TW312**

Items	Type (类型)	Specification (尺寸)	Arbor	RPM(转速)
TW3121	Standard Type	φ20mm*T3.0mm 10L, 15L, 20L NC Machine	M10, M12	8000-10000
TW3122	TurboType	φ20mm*T3.0mm 10L, 15L, 20L CNC or NC Machine	M10, M12	8000-10000
TW3123	Standard Type	φ10mm*L15mm φ20mm*T3.0mm 10L, 15L, 20L NC Machine		
<b>Feature</b>	Faster Speed & Lasting Longer; Clean Finish; Less Noise & Low Ampere 1/2 Gas or Shaft			
<b>Application</b>	Granite, Marble, Sandstone, Limestone, Engineered Stone			

TW3121



TW3122



TW3123



**Fluting TW313**

Items	Type (类型)	Specification (尺寸)	Arbor	RPM(转速)
TW3131	Groover	φ15mm,#60 #120 #230	1/2 Gas	
TW3132	Head Mill	φ85mm*H60mm Grit: Coarse For stone sink or shower pan Cutting depth: 0.6-0.8mm	1/2 Gas	4500-5500
<b>Feature</b>	Faster Speed & Lasting Longer; Clean Finish; Less Noise & Low Ampere 1/2 Gas or Shaft			
<b>Application</b>	Granite, Marble, Sandstone, Limestone, Engineered Stone			

TW3131



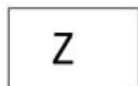
TW3132



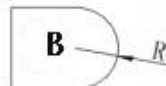
**CNC/NC Cutting TW314**

Items	Type (类型)	Specification (尺寸)	Bore	Mark
TW3141	Z	4"(φ105mm)/5"(φ125mm)/7"(φ	φ22.23mm	
TW3142	B	4"(φ105mm)/5"(φ125mm)/7"(φ	φ22.23mm	
TW3143	V	4"(φ105mm)/5"(φ125mm)/7"(φ	φ22.23mm	

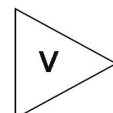
TW3141



TW3142



TW3143



**CNC/NC Drilling TW32**

**Solid Drilling Bit TW321**

Items	Dia (直径)	Working Height (工作高度)	Connection	T(齿厚)
TW3211	φ6mm-φ12mm	50mm	G1/2	/
TW3212			M8	
TW3213			M12,M14	
TW3214			5/8"-11	
TW3215			φ10mm shank	

TW3211



G1/2

TW3212



M8

TW3213



M12/M14

TW3214



5/8"-11

TW3215



φ10

**Thin Wall Type TW322**

Items	Dia (直径)	Working Height (工作高度)	Connection	T(齿厚)
TW3221	φ14-φ100	50mm/100mm	G1/2	1mm 1.5mm 2mm
TW3222			M12	
TW3223			M14	
TW3224			5/8"-11	

TW3221



G1/2

TW3222



M12

TW3223



M14

TW3224



5/8"-11

**Hollow Drill Bit TW323/Segmentd Drill Bit TW324**

Items	Dia (直径)	Working Height (工作高度)	Connection	T(齿厚)
TW3231	φ14-φ35	50mm/100mm	G1/2	2mm 3mm
TW3232			M14	
TW3233			5/8"-11	
TW3241	φ14-φ100	50mm/100mm	G1/2	3.5mm
TW3242			φ12	
TW3243			5/8"-11	
TW3244			M14	

TW3231



G1/2

TW3232



M14

TW3233



5/8"-11

TW3241



G1/2

TW3242



φ12

TW3243



5/8"-11

TW3244

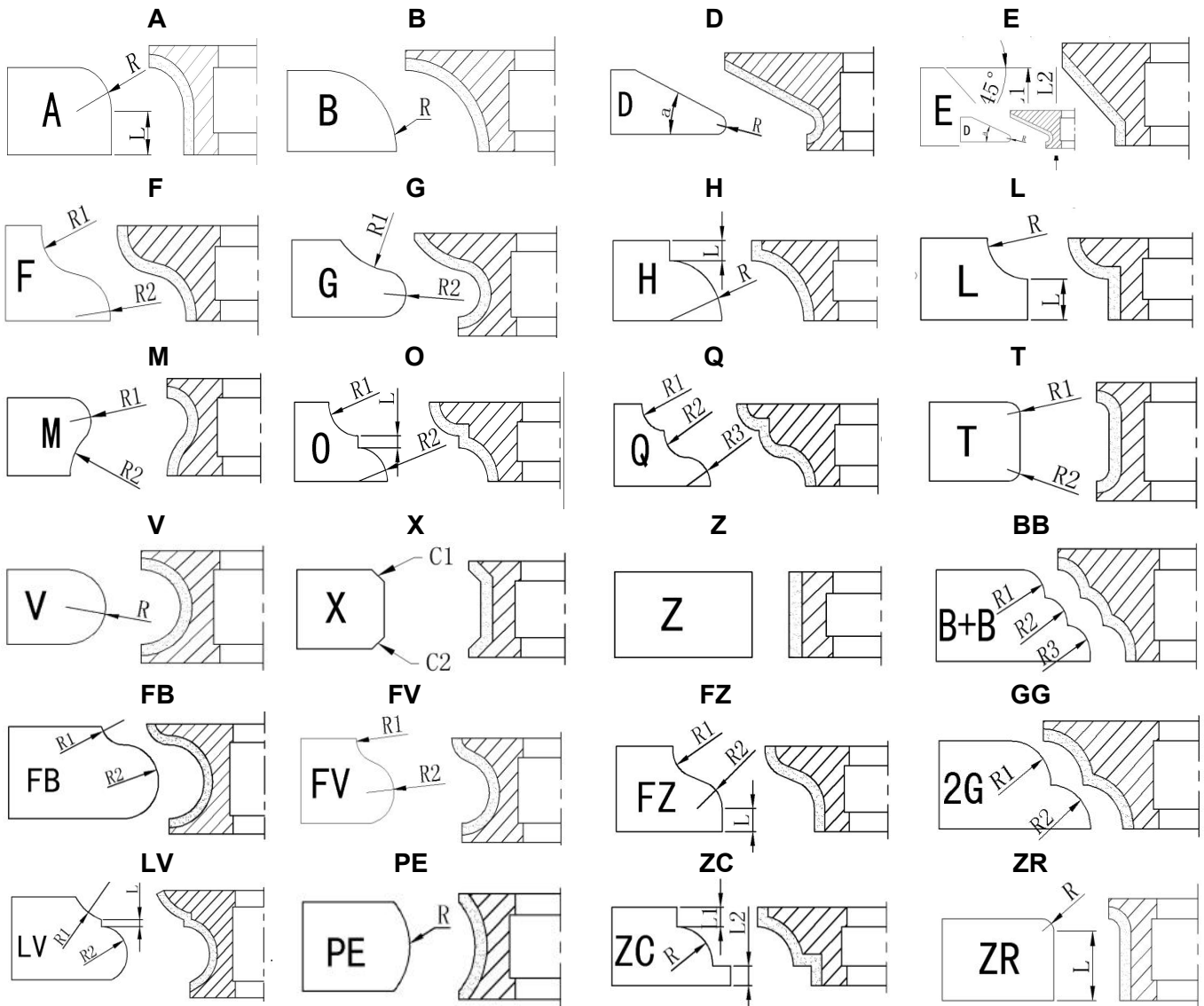


M14

**Edge Processing / Profiling Wheels TW33**

**Profiling Wheels D35/D22 TW331**

Position	Function	RPM	Offset	Marble	Granite/Quartz/Ceramic
				Bond&F/S(mm/Min)	Bond&F/S(mm/Min)
POS.0	Stock Removing	4700~5000 r/m	1.0mm	Elec.&Braze-800	Segmented-600
POS.1/2/3	Shaping		0.6/0.1/0.1mm	Elec.&Braze-800	Continuous-800
POS.4/5/6/7	Polishing	1500 r/m	0.1mm	Resin-1000	Resin-1000



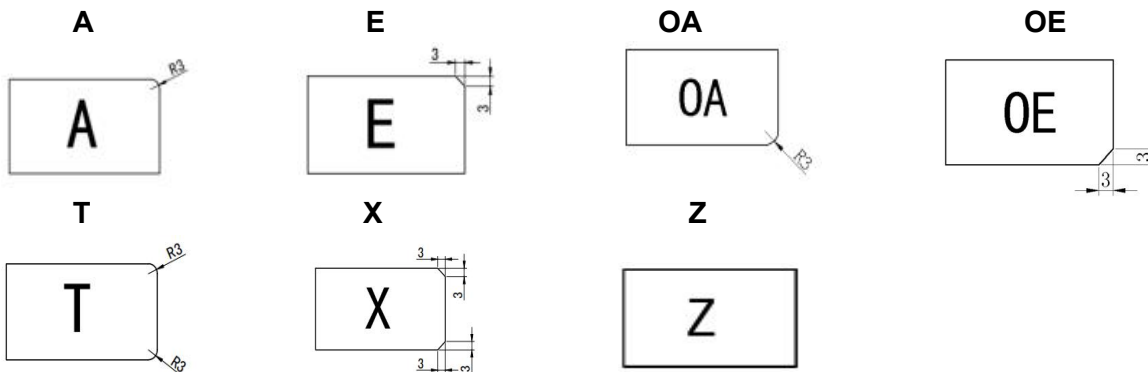
**Basin Finger Bits Processing G1/2 TW332**

Position	Function	RPM	Offset	Granite	Marble
				Bond&F/S	Bond&F/S(mm/Min)
POS.0	Stock Removing	4700~5000 r/m		Segmented-600	Elec.&Brazing-800
POS.1	Shaping		1.0mm	Continous-800	Elec.&Brazing-800
POS.2	Honing		0.6mm	Continous-800	Elec.&Brazing-1200
POS.3	Finishing		0.1mm	Continous-800	Elec.&Brazing-1200
POS.4	Polishing	1500 r/m	0.1mm	Resin-1000	Resin-1000
POS.5	Polishing		0.1mm	Resin-1000	Resin-1000
POS.6	Polishing		0.1mm	Resin-1000	Resin-1000
POS.7	Polishing		0.1mm	Resin-1000	Resin-1000

**X shape**




**Z shape**



**Portable Router Bits M14 TW333**

Position	Function	RPM	Offset	Granite	Marble
				Bond&F/S	Bond&F/S(mm/Min)
POS.0	Stock Removing	4700~5000 r/m		Segmented-600	Elec.&Brazing-800
POS.1	Shaping		1.0mm	Continous-800	Elec.&Brazing-800
POS.2	Honing		0.6mm	Continous-800	Elec.&Brazing-1200
POS.3	Polishing	1500 r/m	0.1mm	Resin-1000	Resin-1000
POS.4	Polishing		0.1mm	Resin-1000	Resin-1000
POS.5	Polishing		0.1mm	Resin-1000	Resin-1000





Bowl Processing / Calibrating & Polishing Wheels TW34

Milling , Polishing Drums TW341

Items	Dia/H (直径/高)	Grit (目数)	Bond (胎体)	Arbor (接头)	Mark (备注)
TW3411	D50H40	Pos.0	Twister Seg.	35mm	
	D70H40	Pos.0	Twister Seg.	35mm	
TW3412	D50H40	Pos.0	Straight Seg.	35mm	
	D70H40	Pos.0	Straight Seg.	35mm	
TW3413	D50H40	Pos.1-Pos.3	Continous Seg.	35mm	
TW3414	D50H40	Pos.1-Pos.3	Continous Seg.	G1/2	
TW3415	D50H40	#50 #100 #200	Polishing Pad	5/8"-11 thread	
	D70H40	#400 #800 #1500			
TW3416	D50H40	#50 #100 #200	Polishing Pad	M14	
	D70H40	#400 #800 #1500		M16	

TW3411



TW3412



TW3413



TW3414



TW3415



TW3416



Calibrating Wheels TW342

Items	Dia (直径)	Height (高)	Segment Type	Arbor(接头)	Mark (备注)
TW3421	D87	H20/H30	Continuous	Fφ50-3+3Fφ6.5/φ63	
TW3422	D50	H20/H30/H40	Segmented	Fφ20-4+4Fφ6/φ45	
	D87			Fφ50-3+3Fφ6.5/φ63	
	D100				
D140					
TW3423	D140 D300	H20/H30/H40	Segmented	φ50	
TW3424	D350 D400	H15/H20/H25/ H30/H40	Segmented	φ50 φ60	A:Silence B:Slience Hole C:Regular

TW3421



TW3422



TW3423



TW3424A



TW3424B



TW3424C



Engraving Tools TW35


TW3511 Flat Head Cylinder 平头圆柱雕刻刀

TW3511	Spec (直径×工作高度-总长-柄径)	Finish (工艺)		Application (用途)
	D3×H10-L90-S6	S	Sintered	Granite/Quartz
	D4×H20-L70-S6			
	D6×H20-L90-S6			
	D6×H30-L90-S8	B	Brazed	Marble
	D8×H20-L90-S8			
	D8×H30-L90-S8	E	Electro-plate	Marble
	D10×H20-L90-S10			
	D10×H30-L90-S10	A	Alloy	Granite/Jade
	D12×H20-L120-S12			
	D12×H30-L120-S12			


TW3512 Ball Head 球头雕刻刀

TW3512	Spec (直径×工作高度-总长-柄径)	Finish (工艺)		Application (用途)
	D6×H20-L90-S6	S	Sintered	Granite/Quartz
	D6×H30-L90-S8			
	D8×H20-L90-S8	B	Brazed	Marble
	D8×H30-L90-S8			
	D10×H20-L90-S10	E	Electro-plate	Marble
	D10×H30-L90-S10			
	D12×H20-L120-S12	A	Alloy	Granite/Jade
	D12×H30-L120-S12			

TW3513 Taper Engraving Tools 锥度铣刀

TW3513	Spec (尖/直径×高度-总长-柄径)	Finish (工艺)		Application (用途)
	(1-4)/D6×(6-20)-L60-S6	S	Sintered	Granite/Quartz
	(3-6)/D8×(20-30)-(L60-L90)-S8			
	(3-6)/D10×(30-50)-(L90-L120)-S10	B	Brazed	Marble
	(4-8)/D12×(60-100)-(L120-L150)-S12			
	(6-8)/D16×(100-180)-(L180-L230)-S16	E	Electro-plate	Marble
	A	Alloy	Granite/Jade	


TW3514 Mushroom-shaped Engraving Tools 蘑菇头铣刀

TW3514	Spec (尖/直径×角度-总长-柄径)	Finish (工艺)		Application (用途)
	1.2/D6×60°-L70-S6	S	Sintered	Granite/Quartz
	1.2/D6×90°-L70-S6			
	1.5/D8×90°-L80-S8	B	Brazed	Marble
	1.5/D8×120°-L80-S8			
	E	Electro-plate	Marble	
	A	Alloy	Granite/Jade	


TW3515 Carbide Engraving Tools 合金铣刀

TW3515	Spec (尖/直径×角度-总长)	Application (用途)
	0.1/D3.175×(15°-90°)-(L33-L38)	Advertising Letting
	0.1/D4×(30°-90°)-L40	Door Plate
	0.1/D6×(30°-90°)-L50	Furniture Carving
		Sculptural Art
		Granite Carving


**TW3516 PCD Engraving Tools PCD铣刀**

	Spec (直径×尖端×R角度)	Application (用途)
	(0.2-1.5)/D6×(22.5°-150°)	Advertising Letting
	(0.2-1.5)/D8×(22.5°-150°)	Door Plate
	(0.2-1.5)/D9×(22.5°-150°)	Furniture Carving
	(0.2-1.5)/D10×(22.5°-150°)	Sculptural Art
	(0.2-1.5)/D12×(22.5°-150°)	Granite Carving
	(0.2-1.5)/D40×(22.5°-150°)	
	(0.2-1.5)/D60×(22.5°-150°)	

**TW352 Round Blade Type Engraving Tools 锯片型雕刻刀**

	Diameter (直径)	Adapter (接头)	Finish (工艺)		Application (用途)
	D20	φ6×40	S	Sintered	Granite/Quartz
	D25				
	D30	φ8×40	B	Brazed	Marble
	D35	M10×40	E	Electro-plate	Marble
	D40				
	D50	M14×40	A	Alloy	Granite/Jade

**TW353 Segmented Type Jig Saw Blade 曲线雕刻刀**


	Spec. (规格)	Seg (刀头)	Teeth (齿数)	Application (用途)
	G20	15×2×5	1	Granite/Quartz
		10×2×5	2	
	G30	15×2×5	1	
		10×2×5	2	
	G40	15×2×5	1	
		12×2×5	2	



Auto Edge Tooling - For In-line Machines TW36

Straight Edge Wheels TW361 & TW362 & TW363

Items	Dia/H (直径/高)	Grit (目数)	Arbor(接头)	Mark (备注)		
TW3611	4"(φ100mm) 5"(φ125mm) 6"(φ150mm)	#50#100#200#400	Snail Lock	Metal		
TW3612						
TW3613						
TW3621		#50#100#200 #400#800 #1500 #3000	Snail Lock Velcro	Resin		
TW3622						
TW3623						
TW3624						
TW3625						
TW3626						
TW3627						
TW3628						
TW3629					#50#100#200 #400#800 #1500 #3000	Magnesite
TW3631					#0	
TW3632		#0	Buff			
TW3641	#0	Snail Lock	5-Extra			



Cup Grinding Wheels TW37

Turbo Grinding Wheels TW371

Items	Dia/H (直径/高)	Grit (目数)	Arbor(接头)	Seg. (刀头)	Base (基体)
TW3711	4"(φ100mm) 5"(φ125mm) 6"(φ150mm)	#30 #50 #100 #200	φ22.23 5/8"-11 M14 M16	Twister	Aluminium
TW3712				Oblique	Aluminium
TW3713				Oblique	Iron
TW3714				Twister	Iron
TW3715				Oblique	Iron
TW3716				Straight	Iron
TW3721	4"(φ100mm) 5"(φ125mm) 7"(φ175mm)	#30 #50 #100 #200		X- Cup	Iron
TW3722				Single Cup	Iron
TW3723				Double Cup Wheels	Iron
TW3724	4"(φ100mm) 5"(φ130mm)	#40 #100 #200	M14	Continous	Iron

